

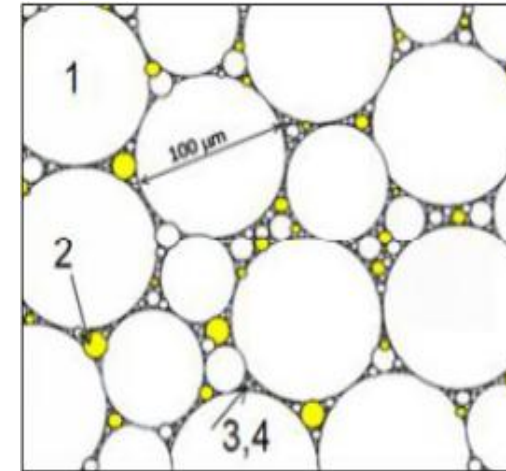
The logo for COAT™ features a large, stylized letter 'C' in red. Inside the 'C' is a white dot. To the right of the 'C' are the letters 'OAT' in a bold, white, sans-serif font. A small 'TM' trademark symbol is positioned to the upper right of the 'A'.

**COAT™**

**Thermal Insulating Coating**

# What is C-COAT?



- C-COAT is an acrylic water based coating that is designed for heat blocking on various surfaces.
- It consists of exceptionally fine vacuumed ceramic, glass and acrylic spheres and other fillers to block heat.
- The heat flux is reduced by reflection, convection and significantly slows heat transfer through the coating due to very low thermal conductivity factors.
- As little as 0.5mm thickness will have a dramatic effect on the transfer of heat to/from the substrate.
- 1.0mm thickness of C-COAT has an equivalent thermal insulation to >200mm thickness of glass wool insulation, without the issue of CUI.
- It is suitable to be applied to a various range of substrates.



1. Gas filled ceramic, glass/silicate spheres
2. Gas filled acrylic spheres
3. Solid acrylic binder
4. Pigment



# 1.0mm of C-COAT

**REPORT ON DETERMINATION OF THERMAL TRANSMISSION PROPERTIES OF C-COAT (BY CALCULATION METHOD)**

Page 01 of 01

Client Name	Urban Green Insulation and Fire Protection L.L.C	Lab Ref No. : POLG-2301/1233
Address	Dubai, U.A.E	Lab. Project No : OG-1331
Project Name	Quality Control Testing	Lab. Report No : POLR-2301/2414
Sample Description	C-Coat Thermal Insulation Material	Calibration used : 14506
Test specimen size (L x W x T)	300 x 300 x 50 mm	Set Point Upper Plate : 32.00°C
Coating Thickness	1 mm	Set Point Lower Plate : 38.00°C
Source of Sample	Client	Mean Temperature : 35.00°C
Sampled by	Client	Thermal Conductivity of insulation without C-Coat : 0.03406 W/mK
Sample brought in by	Client	Thermal Conductivity of insulation with C-Coat : 0.03432 W/mK
NP		Thermal Conductivity of C-Coat : 0.00026 W/mK
Sampling Method	Random	Date Sample Received : 04/01/2023
Sampling Date	04/01/2022	Date test Started : 09/01/2023
Orientation of Specimen	Horizontal	Date Test Completed : 11/01/2023
Ambient Temperature	23 ± 2°C	Report Date : 11/01/2023
Relative Humidity	50 ± 5 %	Test Location : Miab Al Quoz
		Tested by : IKN

**Introduction:**  
Urban Green Insulation and Fire Protection L.L.C appointed Material Lab for determination of U Value of C-Coat

**Test Method:**  
The values of thermal conductivity were converted into thermal resistance by dividing thickness with thermal conductivity of the material.

**Calculation:**  
The thermal transmittance (U) Value of the C-Coat .

$$U = \frac{1}{\sum R_i} \quad \sum R_i = R_{si} + R_{si} + R_{si}$$

**Test Data:**

Item No.	Test Name	Unit	Test Result
1	Average Thermal Resistance of C-Coat	R <sub>av</sub> m <sup>2</sup> /K/W	3.846
2	External Surface Resistance	R <sub>se</sub> m <sup>2</sup> /K/W	0.040
3	Internal Surface Resistance	R <sub>si</sub> m <sup>2</sup> /K/W	0.130
4	Total Thermal Resistance of C-Coat	ΣR <sub>i</sub> m <sup>2</sup> /K/W	4.016

**Test Result:**

1	R Value of C-Coat	(m <sup>2</sup> /K/W)	4.02
2	U Value of C-Coat	(W/m <sup>2</sup> /K)	0.249

Test method : ASTM C 518-15, EN ISO 6946: 2007  
Test method variation : None  
Remarks : None



  
**Authorized Signatory**  
 Adil Kablo  
 Chemical Supervisor

R-TC-001  
Issue: 01  
Issued on: 28/02/16

This report shall not be reproduced except in full, without the written approval of the laboratory

**REPORT ON THERMAL CONDUCTIVITY OF LIQUID CERAMIC INSULATION COATING**

Page: 1 of 1

Client Name	C-COAT™ Liquid Insulation	Project No. : 000009 006 519
Address	Dubai UAE	Lab. Sample No. : 14-00000009
Contractor	NP	Lab. Project No. : P-3333
Company	NP	Client Reference No. : NP
Project Name	NP	Lab No. : NP
Project No.	NP	Lab. Size : NP
Location	Dubai UAE	Calibration used : 14506
Sample Description	Liquid Ceramic Insul. Coating C-COAT™	Set Point Upper Plate : 32.00°C
Work size (200) L x W	300 x 300 mm	Set Point Lower Plate : 38.00°C
Round	Ø	Mean Temperature : 35.00°C
Sample Size (Phi.)	Ø	Sample Brought by : Client
Sampling Method	NP	Date Received : 09/01/2023
Sampling Date	NP	Date test Started : 09/01/2023
Sampling by	Client	Date Test Completed : 09/01/2023
Orientation of Specimen	NP	Report Date : 10/01/2023
Thickness of Test Specimen	6.104 mm	Production Date : NP
Thermal Conductivity of polyurethane foam	0.020 W/mK	Tested by : JD

**Test Data**

Item No.	Test Name	Test Result
1	Average Thermal Conductivity (W/mK)	0.004

Test method variation : ASTM C 518-15  
Remarks : (1) Specimen was conditioned in such way that change in mass with in 24hrs, was less than 1%.  
(2) Preparation of specimen was carried out by Material Lab.  
(3) Conditioning of specimen was carried out in accordance with ASTM C 518-15, Cla 7.3.  
(4) Thermal conductivity of Liquid ceramic insulation coating systems was measured measuring the "K" value of polyurethane foam. This polyurethane foam was coated with Liquid ceramic insulation coating systems and "K" value was measured again. Reported value is the difference in the "K" value.



  
**Authorized Signatory**  
 Suhail Zafar  
 Chemical Supervisor

R-TC-001  
Issue: 01  
Issued on: 28/02/16

This report shall not be reproduced except in full, without the written approval of the laboratory



Energy loss through the:

- A) Sidewalls of a home accounts for nearly 35% of the total energy loss
- B) Windows 10%
- C) Doors 15%
- D) Foundation 15%
- E) Roof 25%






# C-COAT Features



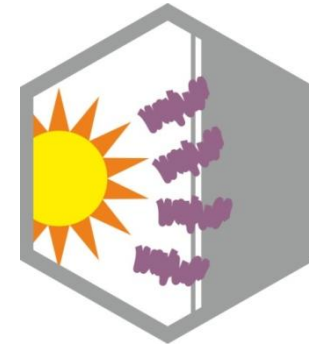
**ENERGY  
EFFICIENCY**




**RESPECTS THE  
ENVIRONMENT**



**ANTI CORROSION**



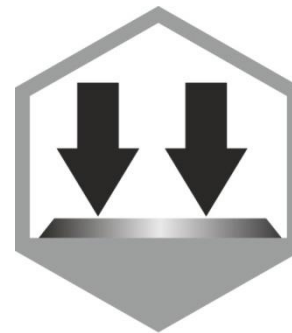
**ULTRAVIOLET<sup>T</sup>  
RESISTANT**



**HIGH LEVEL OF  
WATER PROOFING**



**WATER RESISTANT**



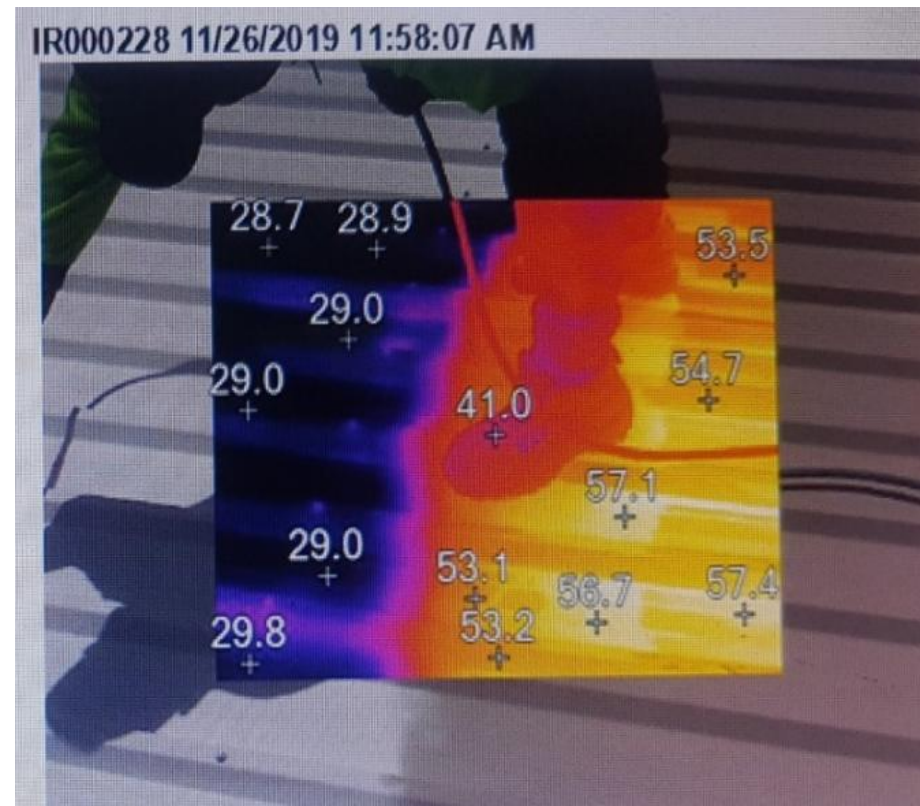
**HIGH ADHESION  
TO METALS**



**PREVENTS FUNGI  
AND MOULD**

# C-COAT Advantages

1. Saves approximately up to 70% of Energy
2. High Thermal Resistance (equivalent R-value)
3. Seamless application
4. Durability
5. Ability of insulating the irregular surfaces
6. Improved Air Sealing
7. Reduced risk of Thermal bridging





0.5-1.0mm of C-Coat reduces A/C load  
by **20-25%**

RESULTING

up to **30%-40%** saving on energy



ENERGY  
EFFICIENCY



Easy to apply over shaped surfaces!





# C-COAT Benefits

- Thin-film means you lose less space if used inside a structure compared with traditional insulation.
- You can insulate new or old structures
- Can be applied before services are installed or after without interruptions
- There are no toxic vapours, no isocyanates
- Can be applied to the external face of the structure – eliminates production downtime and protects from corrosion.
- Fire retardant properties – Non Flammable



# C-COAT Benefits

- Applied through standard airless, brush or roller
- Can be applied at surface temperatures of 10-90°C without any changes to the product. (Up to 150°C if watered down and built up in thinner layers)
- C-COAT Operating range of -60°C to 600°C
  - 100F - Insulating Paint to 100°C continuous with peaks of 120°C
  - 250ST - Standard to 200°C continuous with peaks of 250°C for no more than 2hrs.
  - 300HT - HiTemp to 300°C continuous with peaks of 350°C for no more than 2hrs.
  - 600HTP - HiTemp Pro 600 withstand up to 600°C continuous exposure with peaks of 630°C
- Can be tinted - recommended to use a Top Coat if a particular colour is required
- Works to cool the surface and insulating immediately



# Where to use?

The applications are almost endless, but the following are common uses:

- Roof insulation – internal or external
- Wall insulation – Internal or external
- Pipes (avoid CUI, save space, make a “safe to touch” surface, improve ease of inspection)
- Tanks (water, chemical processing)
- Hot water systems
- A/C ducting





# Where to use?

- Workshops and sheds to improve productivity and worker safety
- Refrigerated buildings or single rooms
- Refrigerated transport (save weight and space!)
- Poultry & Livestock sheds
- Hydroponic facilities
- Potato, Sugar and other bulk food storage
- Anywhere condensation is a problem
- Anywhere where corrosion under insulation is a problem



# Where to use?

- Sensitive storage space
- Volatile wet and dry chemical storage
- Demountable buildings
- School halls and classrooms
- Covered walkways and patios
- PVC shade structures



# Tests Reports for C-Coat



1. VOC Content
2. Formaldehyde Content
3. CE Certification
4. R Value
5. Determination of Thermal Conductivity
6. Determination of Thermal Transmission Properties
7. The Diffuse reflection coefficient of the coating film.
8. The Mass fraction of non-volatile substance of coating film.
9. The determination of hardness, SHORE "A" of the coating film.
10. The Solar Reflective Index of the coating film.
11. The Adhesion of the coating film.
12. The Determination of water permeability of the coating film.
13. The DRY TIME of the coating film.
14. The Impact strength of the coating film.
15. The Resistance to the static effects of water of the coating film.
16. Temperature Stability of the coating +100<sup>0</sup>
17. The Appearance of the coating film.
18. The Elasticity of the coating film.



# CLIENT LIST



ABI Coating Specialists Pty Ltd - AU	Lockwell Holdings - THAILAND
Aliran GD Gastron Sdn Bhd - MALAYSIA	Mackay Consolidated Ind. - AU
Apoorva Enterprises - INDIA	MMG Dugald River Mine - AU
Aryuwat Co. - THAILAND	Nano Care Solutions Pvt Ltd - INDIA
Australian Gas Infrastructure - AU	NEWNANO TECHNOLOGIES - INDIA
Award Plastics - NZ	Quality Site Welding - AU
Axalta Coating Systems - AU	RACV Limited - AU
Banyo Pilot Plant - AU	Retail Sale - AU
BEKAMENT - SERBIA	Road Science NZ
Blastmasters - AU	S.C. INSTEL TOP GRUP - ITALY
BusTech - AU	SA Engineering - AU
Camso Loadstar Michelin - SHRI LANKA	Scott Flett Architecture - AU
Camso Michelin - VIETNAM	Sealmeh Sizonke Trading Nelspruit - St AFRICA
CharCoat - INT	Shield Crete Australia - AU
Clean Mines Pty Ltd - AU	Sirris - BELGIUM
CoLAB NET4CO2 - PORTUGAL	Tankweld Instalations - AU
ELGI Equipment Limited - AU	TC Weldpro Pty Ltd - AU
EngPro Systems Pty Ltd - AU	Tex-Fab Industries Pvt Ltd - INDIA
Ewing Engineering Contractors - NZ	The Space Ship Company - USA
Furnace Engineering - AU	Tianjin Boroo Petroleum - CHINA
GEM Industrial Pty Ltd - AU	UNIKOREA - KOREA
Gilmour Space Technologies - AU	URBAN GREEN INSULATION - QATAR
Hymax - Korea	International Group for Modern Coatings - EGYPT

**COAT™**  
THERMAL INSULATING  
COATING SYSTEMS



 **suez**



# Environment, Health and Safety

- Biggest Enviro benefit is the reduction in power usage for heating and cooling.
- Helps prevent heat stroke, dehydration and exhaustion of workers.
- The product has minimal odour and is non-hazardous and is non dangerous goods.
- Clean-up is simple as all you need is water for all C-COAT products
- If overspray occurs it is easily removed without damaging the substrate (we recommend avoidance measures as appropriate)
- Use of a P1 or better dust mask, safety glasses and gloves are recommended for the applicator, although the dust mask is technically not required. Wash off any paint with warm soapy water where it contacts the skin.



# Testing – Containers in WA

- 2 containers set up in Bennco Group's yard in Tom Price, WA.
- Containers were of identical construction and had identical, brand new air-conditioners installed with identical power monitors.
- Containers were washed down with pressure washer and alkaline degreaser prior to arrival Monday 3<sup>rd</sup> April '17
- First day – primed with a mist coat in the morning, first coat of 0.5mm on all sides and roof in the afternoon.

Prime coat complete



Nearing  
end of first coat

First Coat  
Finished



# Testing – Containers WA

- First Day – Temperature observations

With Just Primer Coat >



< Without primer coat



29.1°C ambient inside half way through coating, 38.6°C in uncoated container.

34°C in primed section of roof, 20°C after freshly coated to 0.5mm.

Uncoated container roof 46-49°C

# Testing – Containers WA

- Second Day – Application of second coat on roof in the morning to give about 1.0mm total thickness.
- Application of C-Coat on walls in the afternoon was completed.





# Testing - Containers WA

- Third Day – Application of C-Coat Top Coat on roof in the morning.
- Test run with A/C from 12:30 to 1:30.

Coated Container After Test 24.3°C

Coated Container

Before Test, 29.2°C >



<Uncoated Container Before Test, 36.0°C

## After 1hr running:

- Uncoated used  
1.0 kWh to drop temp by 2.6°C
- Coated used  
0.5 kWh to drop the temp 4.9°C

**Nearly twice the cooling  
with half the power!**



<Uncoated Container After Test, 33.4°C



# Testing - Containers WA

- Video of readings after test running for 1hr is available on website: [www.c-coat.com.au](http://www.c-coat.com.au) and YouTube channel: <https://youtu.be/b-onMQJ86E1>



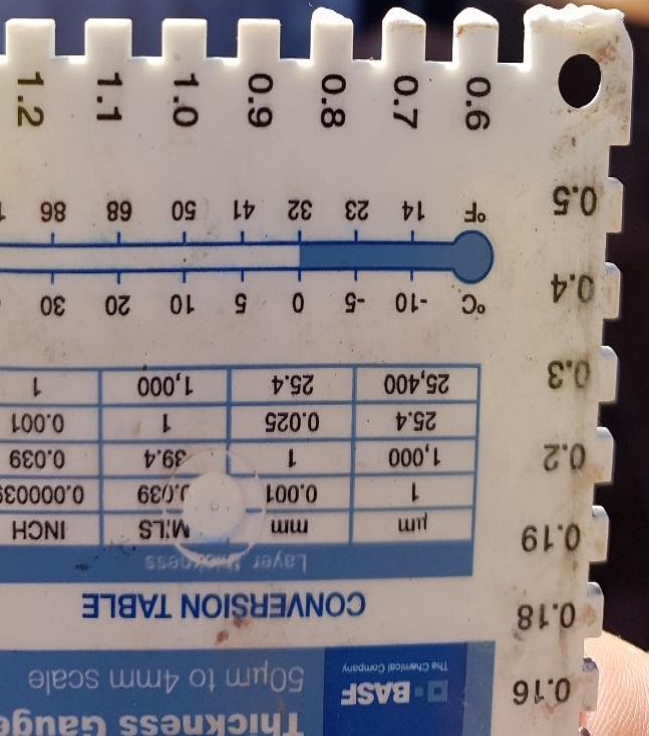



Air-conditioner used:  
**1.0kw**  
Inside Temperature

**33°C**

Air-conditioner used:  
**0.6kw**  
Inside Temperature

**22°C**



Thank You!